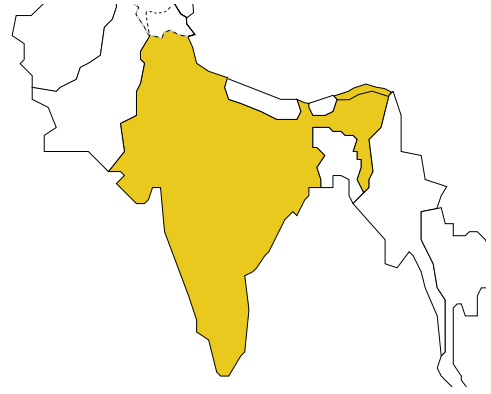


INDIA

Population: 1 169 015 509

Income group: **Low**

Gross national income per capita: **\$950**



INSTITUTIONAL FRAMEWORK	
Lead agency	Department of Road Transport and Highways
Funded in national budget	Yes
National road safety strategy	Yes ^a
Measurable targets	n/a
Funded	n/a

^a Not formally endorsed by government.

NATIONAL LEGISLATION	
Speed limits set nationally	No (subnationally)
Local authorities can set lower limits	Yes
Maximum limit urban roads	n/a
Enforcement ^b	n/a
Drink-driving law	Yes
BAC limit – general population	0.03 g/dl
BAC limit – young or novice drivers	0.03 g/dl
Random breath testing and/or police checkpoints	Yes
Road traffic deaths involving alcohol	—
Enforcement ^b	0 1 2 3 4 5 6 7 8 9 10
Motorcycle helmet law	Yes
Applies to all riders	Yes ^c
Helmet standards mandated	Yes
Helmet wearing rate	—
Enforcement ^b	0 1 2 3 4 5 6 7 8 9 10
Seat-belt law	Yes
Applies to all occupants	Yes
Seat-belt wearing rate	—
Enforcement ^b	0 1 2 3 4 5 6 7 8 9 10
Child restraints law	No
Enforcement ^b	n/a

^b Enforcement score represents consensus based on professional opinion of respondents, on a scale of 0 to 10 where 0 is not effective and 10 is highly effective.

^c Some exceptions.

VEHICLE STANDARDS	
Car manufacturers required to adhere to standards on	
Fuel consumption	No
Seat-belt installation for all seats	No
ROAD SAFETY AUDITS	
Formal audits required for major new road construction projects	No
Regular audits of existing road infrastructure	No
PROMOTING ALTERNATIVE TRANSPORT	
National policies to promote walking or cycling	Yes
National policies to promote public transportation	Yes

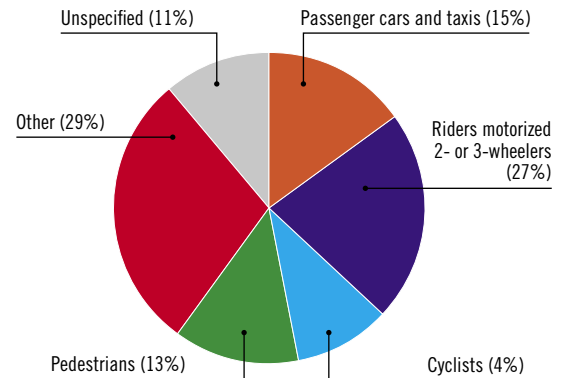
POST-CRASH CARE	
Formal, publicly available pre-hospital care system	Yes
National universal access number	Yes

DATA
Reported road traffic fatalities (2006) 105 725^d (84% males, 16% females)
Reported non-fatal road traffic injuries (2006) 452 922^e
Costing study available Yes (deaths and injuries)

^d Police data, defined as died within 30 days of the crash.

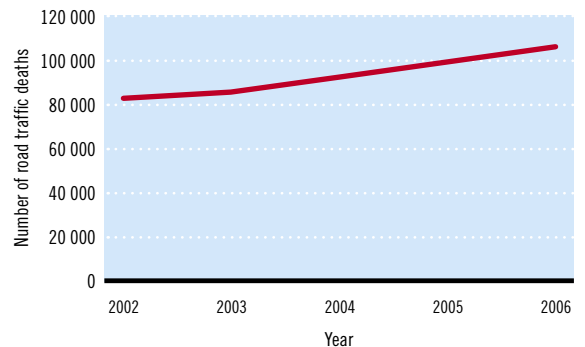
^e Police data.

DEATHS BY ROAD USER CATEGORY



Source: "Road Accidents in India 2006." Ministry of Shipping, Road Transport and Highways

TRENDS IN ROAD TRAFFIC DEATHS



Source: National Crime Records Bureau

REGISTERED VEHICLES	
72 718 000 total (2004)	
Trucks and Lorries	3%
Light motor vehicles (goods and passengers)	5%
Buses	1%
Two wheelers	71%
Cars, jeeps and taxis	13%
Tractors and trailers	6%
Other	1%

— Data not available.
n/a Data not required/not applicable.